



璞泰来  
PUTAILAI

股票代码 603669

# 2024 年度环境、社会 及公司治理报告

上海璞泰来新能源科技股份有限公司  
Shanghai Putailai New Energy Technology Co., Ltd.





# 1.1

603659

8190

PVDF

2012

603659

89.96

2021

214.50

上海璞泰来新能源科技股份有限公司



# 1.2 ESG

" " ESG



ESG 1 — 2022  
12 ESG

## ESG

			-E	-S	-G
					ESG
					ESG





# 21

ESG

ESG

ESG

ESG

2021

ESG

上海璞泰来新能源科技股份有限公司  
Shanghai Putailai New Energy Technology Co., Ltd.

/	ESG /	
		<p>2021</p> <p>2021</p> <p>2021</p>

2

5%

ESG

ESG

2021

EHS

1.

.

" + + "

.

2018 2019

2022

2022

2022

## 2.2

2021

2021

www.sse.com.cn 2021 12 28 2021

2021 12

2021 14 13

- af@putailai.com
- 456 116
- 
- auditcommittee@putailai.com

## 2.3

PVDF


PVDF

174,872.78      899,589.41      70.36%      166,004.15  
 166.16%      161.93%

2017

10

2018-2021

	2018	2019	2020	2021
	¥ 18,257.21	¥ 19,584.85	¥ 20,337.16	¥34,996.93
	2018 12 31 434,695,500	0.45 2019	10 4.1 2020	10 5.04 2021
	182,572,110.00	12 31 435,218,821 195,848,469.45	12 31 496,028,364 203,371,629.24	12 31 694,383,539 349,969,303.66

2019-2021

"

"

"

"

/

40-50

"

"

"

"

"

7,500

2021

2021

5

16,000

12,000

500,000





## 2.4

2020

" "

2021



## 2.5 2021

2021

1			
2			
3			
4			
5			
6			
7			
8			-
9			-
10		2020	
11		2020	
12			
13		2021	
14		"	"
15		"	"
16		"	"
17		"	"

2021 7

18			
19			
20			
21			
22			
23			
24		2020	
25		2020	
26		2020	50
27		2020	
28			
29			100 65
30		2020	
31		2020	
32			
33		2020	
34			
35		2021	
36		CNAS	
37			
38			
49			
40			
41			

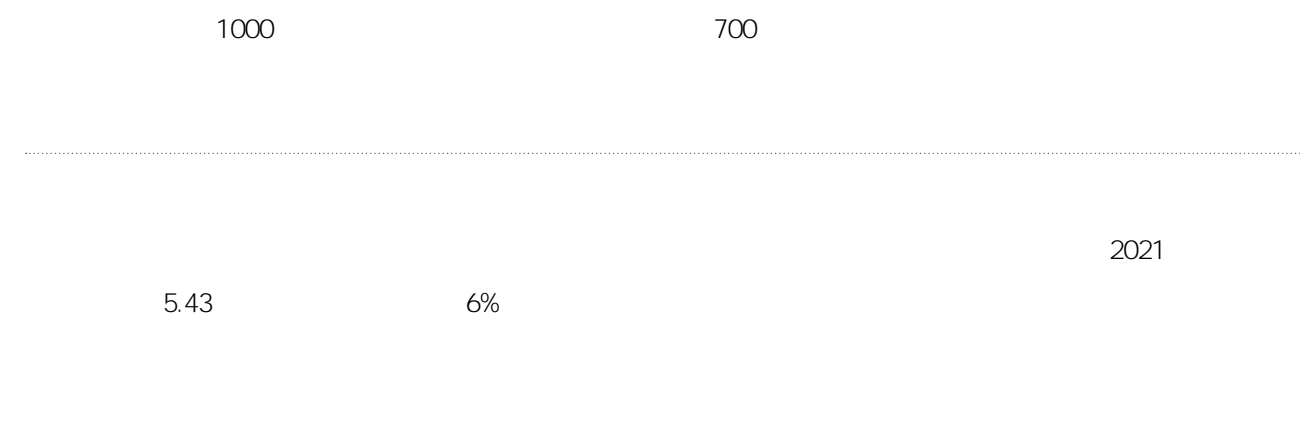

42			
43			
44			
45			
46			
47			
48			
49			
50			-
51		"	-"
52			-2021
53		2021	
54		2021	
55			







### 3.2



	<ul style="list-style-type: none"> <li>•</li> <li>•</li> </ul>
	<ul style="list-style-type: none"> <li>•</li> </ul> <p style="text-align: right;">180</p>
	<ul style="list-style-type: none"> <li>•</li> </ul>
	<ul style="list-style-type: none"> <li>• " "</li> </ul>
	<ul style="list-style-type: none"> <li>•</li> </ul>
	<ul style="list-style-type: none"> <li>• +PVDF</li> </ul>

OA

GB/T 29490

229

84

607

/

### 3.3

IATF16949 ISO9001 IEQC-HSPM QC08000

2021

/

/ /

/

ISO9001

EU,2015/863/EU REACH 2011/65/  
 (RoHS )  
 98/101/EC 94/62/EC

REACH 219 RoHS 10 4

•	•
•	• APQP
•	• " "
•	•
•	• " "
•	•

A B C D

A	
B	/
C	
D	A B C D

80	
70-79	1 1
60-69	1
<60	1







上海璞泰来新材

2021 24

266,490 32 77,525

2021



### 4.3

2021

" "

	Excel	word PPT
		5S
		53,511
		2,734
		35,490
ESG	3	4
ESG	60	6 7

2021	1,131	4.09
"	"	"
"	"	"



## 5.1

上海璞泰来新能源科技股份有限公司  
Shanghai Putailai New Energy Technology Co.,Ltd.

" + "

ISO14001

2021

25

12

ISO14001

10

3

				CPP	
		BaP	(a)	VOCs	
pH	COD	SS			
				RO	



## 5.2

"	"				
2021	"	"	"	"	"
	"	"	"	"	"
			"	"	
ISO14064				"	"
					2021

## 5.3

			(WRI)	" (Aqueduct
Water Risk Atlas)	19	6		
WRI	19		2	
1		8		5
6				

### 5.4

" " " "

3-5

		RTO
	BaP	+ RTO
	VOCs	+
		+
		RTO
	COD SS pH	+ +MBR
	RO	

2021

100%



上海璞泰来新能源科技股份有限公司  
Shanghai Putailai New Energy Technology Co., Ltd.

8.1		1.
8.2		1.
8.3		2
8.5		1. 2. 3. 4. 5.
8.6		2.
8.6		
8.6		
8.7		2
8.8		5.
8.8		5.
8.8		5.
8.8		5.
8.8		5.
8.8		5.
8.8		5.
8.8		5.
8.8		5.
8.10		
8.10		
8.10		
8.10		2021
8.10		5
8.10		
8.11		
8.12		5
8.12		5
8.12		5
8.12		5
8.13		3
8.13		3
8.13		3
8.13		3
8.14		4
8.14		4
8.14		4
8.14		4
8.15		

上海璞泰来新能源科技股份有限公司



603659.SH

2021 1 1 2021 12 31



1 — 2022



<https://www.putailai.com>

Email IR@putailai.com



上海璞泰来新能源科技